






























Phonics

Early reading and writing

m 	a 	s 	d 	t 
i 	n 	p 	g 	o 
c 	k 	u 	b 	f 
e 	l 	h 	sh 	r 
j 	v 	y 	w 	th 
z 	ch 	qu 	x 	ng nk

Hearing sounds in words



shutterstock.com • 469486433



Blending sounds to read

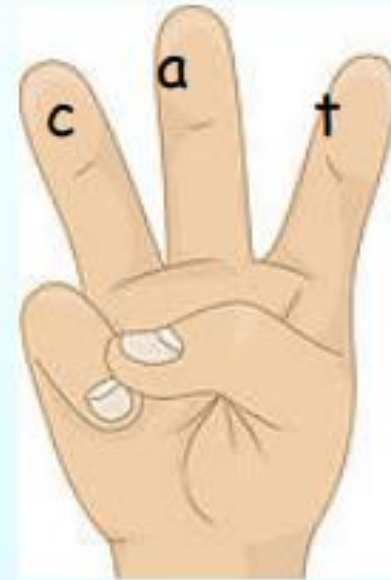


Segmenting words to spell

Fred Finger for spelling

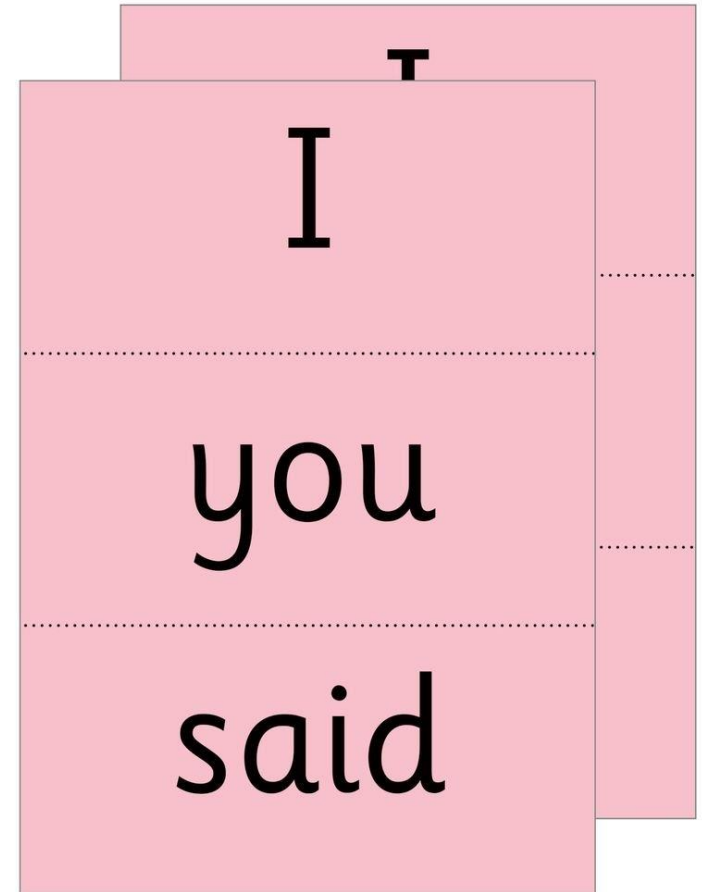
*Say the word and
pinch on the sounds

Eyes for reading,
fingers for spelling!



Red words

- These are words that you can't sound out



Set 2 sounds

ay



may I play?

ee



what can you see?

igh



fly high

ow



blow the snow

oo



poo at the zoo

oo



look at a book

ar



start the car

or



shut the door

air



that's not fair

ir



whirl and twirl

ou



shout it out

oy



toy for a boy

Blending sounds to read



play